















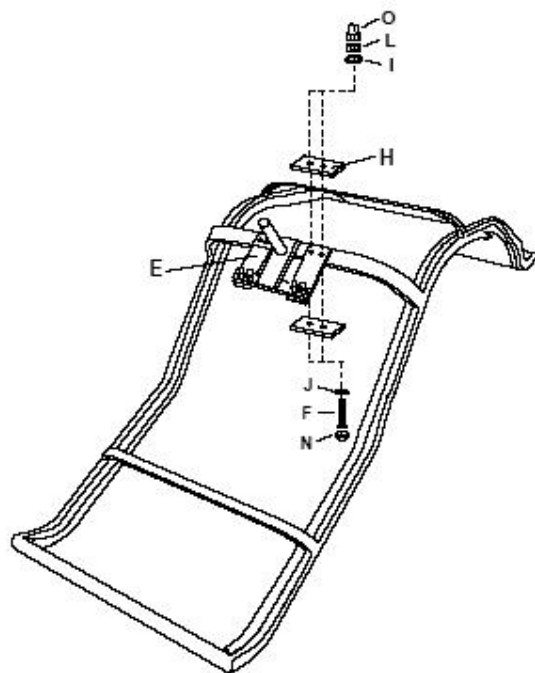


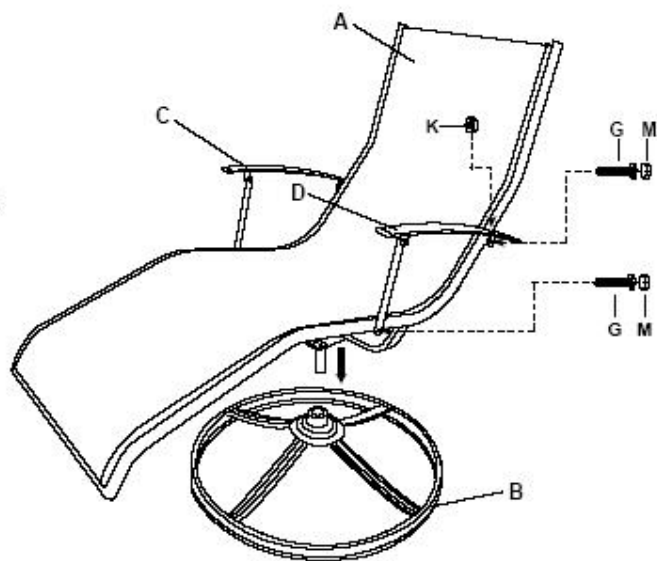
# INSTRUCTIONS D'ASSEMBLAGE ASSEMBLY INSTRUCTION SHEET

## CHAISE LONGUE PIVOTANTE SWIVEL ROCKER LOUNGE

LISTE DES PIÈCES / PARTS LIST							
A	CADRE DE CHAISE / CHAIR FRAME		1	J	RONDELLE DE MÉTAL / METAL WASHER (Φ8.5)		4
B	BASE DE CHAISE / CHAIR BASE		1	K	RONDELLE / PE WASHER (6mm)		2
C	BRAS DROIT / RIGHT ARM		1	L	BOULON / NUT (M8)		4
D	BRAS GAUCHE / LEFT ARM		1	M	CACHE VIS / PLASTIC BOLT CAP (6M)		4
E	SYSTÈME PIVOTANT / T-ROCK		1	N	CACHE VIS / PLASTIC BOLT CAP (8M)		4
F	VIS / BOLT (M8*40L)		4	O	CACHE BOULON / PLASTIC NUT CAP (M8)		4
G	VIS / BOLT (M6*30L)		4	P	CLÉ HEXAGONALE / HEX WRENCH		2
H	PLAQUE D'ACIER RECTANGULAIRE / RECTANGLE STEEL PLATE		4	Q	CLÉ ALLEN / ALLEN WRENCH		1
I	RONDELLE FREIN / LOCK WASHER (Φ8.5)		4				



ÉTAPE.1 / STEP.1



ÉTAPE.2 / STEP.2